



Efficient. Smart.
My MR Injector.



medrad® MRXperion
MR Injection System

My MR Injector.

Saves Time

From the way the syringes are installed to the way in which patient and injection data is made available to be utilized, the MEDRAD® MRXperion syringes and automated documentation* solution have been designed to save you time.

~~This is efficient.~~



Increases Confidence

Reduce manual work and potential errors with automated documentation*, while improving the accuracy and consistency of recorded protocols and associated data. MEDRAD® MRXperion gives you the confidence that you are acting on accurate information.

~~This is smart.~~



Enhances Patient Care

The combination of all the innovative features of MEDRAD® MRXperion means one thing – allowing you to provide the best care possible for your patient.

~~This is MEDRAD® MRXperion.~~



* Available as an option.

MEDRAD® MRXperion
MR Injection System

Efficient. Smart.

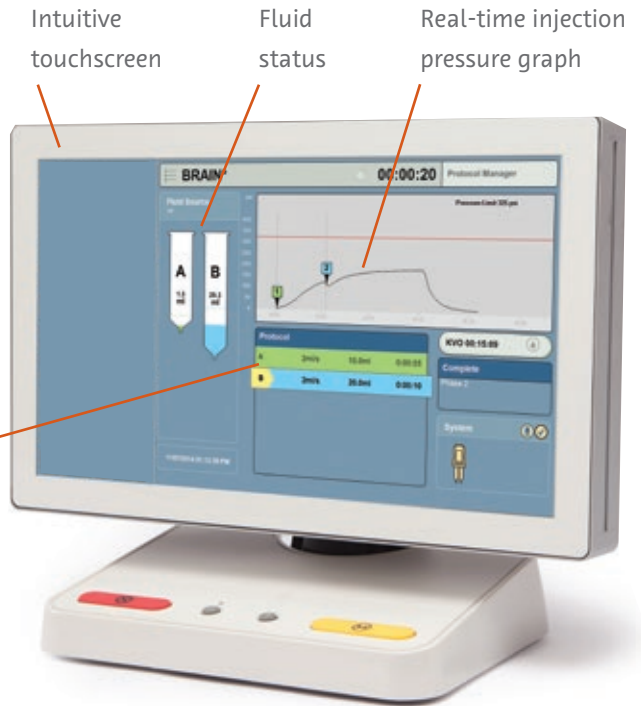
The MEDRAD® MRXperion MR injection system has been designed to support your staff in providing efficient and accurate care.



- Snap & Go syringe design
- Auto Docking
- Auto Loading
- Auto Prime
- Auto Retract

- Convenience tray for syringe kit and supplies

- Complete injection control within scan room
- Illuminated fluid volume indicators

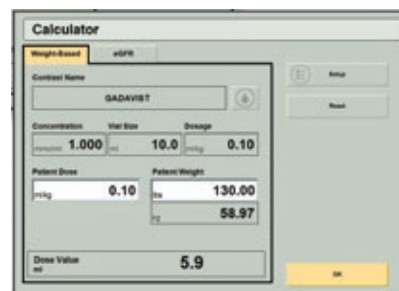


Intuitive touchscreen

Fluid status

Real-time injection pressure graph

Sequential phase status

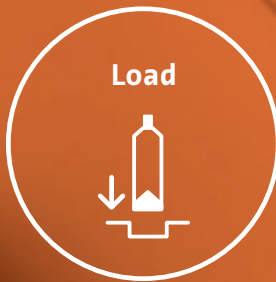


- On-board eGFR calculators
- Weight-based dosing calculator

My MR Workflow.

Standard


The new MEDRAD® MRXperion syringes with patented “snap & go” syringe design and the automated features simplify the preparation of the injector. It's easy to use and saves time.



Load

Optimized*


Improve the quality of the contrast media information capture via the barcode reader.



Plan

On board eGFR and weight-based dosing calculators provide important information that you may use to improve patient safety through individualized protocols via an intuitive, user friendly interface.

Take the full patient data into account when planning the examination by using the modality worklist.



Perform

The test injection and KVO (keep vein open) function, together with injection pressure graphs, facilitate the high-quality performance of MEDRAD® MRXperion.

Automatically generate a secondary capture, including injection and patient data and send it to PACS.



Report

MR injection protocols can be stored for future reference ensuring consistent and repeatable results.

Automatically populate contrast and injection details in dictation system.

* Available as an option.

My Innovation in MR.

Optimize your workflow with automated documentation* and create new dimensions in digital healthcare.



Barcode reader**

Benefit from improved quality of your data

- › Pull up patient data from the modality worklist
- › Provide the right injection protocol for each patient
- › Automatically capture contrast media information with the barcode reader

Access data where you need it

- › Easily add all important injection and patient data to the patient's DICOM records
- › Simplify your reporting process, while eliminating potential manual errors

Understand and analyze contrast usage

- › Perform statistical analysis
- › Centralize protocol management

Maximize uptime with VirtualCare™ *

- › With the inclusion of a VirtualCare™ remote support system, alerts are monitored and resolved proactively

* Available as an option.

** Available in select markets.

MEDRAD® MRXperion
MR Injection System

Specifications

Components	Dimensions
Control room unit	15.58" (39.98 cm) W
	12.71" (32.28 cm) H
	10.50" (26.67 cm) D
	17.6 lbs (8.0 kg) weight
Scan room unit	23.30" (59.0 cm) W
	71.40" (181.0 cm) H
	23.30" (59.0 cm) D
	94 lbs (43 kg) weight
Power supply	7.60" (19.0 cm) W
	3.40" (9.0 cm) H
	15.40" (39.0 cm) D
	6 lbs (3 kg) weight
Electrical	
Voltage requirements	100–240 VAC
	(50/60 Hz)
	120–210 VA
Electrical leakage	Unit <100 microamperes
	Patient <100 microamperes
	Earth <500 microamperes
System capabilities	
Syringe capacities	Syringe A: 65 mL
	Syringe B: 115 mL
Programmable volume range (mL)	Syringe A: 0.5 mL to max syringe volume in: 0.1 mL increments from 0.5 mL to 31 mL 1 mL increments above 31 mL
	Syringe B: 1 mL to max syringe volume in 1 mL increments
Programmable flow range (mL/sec)	0.01 to 10 mL/s in: 0.01 mL/s increments between 0.01 and 3.1 mL/s 0.1 mL/s increments between 3.1 and 10 mL/s

System capabilities (continued)	
KVO (keep vein open)	6 factory presets of 0.25 mL every 15, 20, 30, 45, 60 or 75 sec
Test inject	Configurable from 0.5 mL to 20 mL in 0.1 mL increments
Pressure range (psi)	6 factory presets from 100 to 325 PSI or, 690 to 2240 kPa
Injection/post injection reminders	Up to 5 settings of 1 sec to 20 minutes in 1 sec increments
Injection protocol storage	60 protocols up to 6 phases each
Injection hold/pause	Up to 20 minutes in 1 sec increments
eGFR calculator	For adults: MDRD, Cockcroft-Gault, Modified Cockcroft-Gault and CKD-EPI methods
	For children: Bedside Schwartz method
Informatics connectivity capability	Yes, with optional Radimetrics™ Enterprise Platform*
Remote service capability	Yes, with optional VirtualCare™ Remote Support*
Mounting	Floor pedestal – includes integrated IV pole
Accessories	
IV Pole	Choice of single hook or double hook IV pole
Ordering information	
Injector system	Catalog # MRXP 200: MEDRAD® MRXperion MR Injection System
Disposable syringe kit	Catalog # XP 65/115 VS: Contents:
	<ul style="list-style-type: none"> > 65 mL Qwik-Fit syringe for contrast media > 115 mL Qwik-Fit syringe for saline > One large spike for saline > One small spike for contrast media > 96" low pressure connector tube with T-connector and check valve



* Radimetrics™ Enterprise Platform and VirtualCare™ Remote Support are options that can be ordered. They are not included as part of the base product.

Clear Direction.  From Diagnosis to Care.

Bayer reserves the right to modify the specifications and features described herein or to discontinue any product or service identified in this publication at any time without prior notice or obligation. Please contact your authorized Bayer representative for the most current information.

All patient data that appear in this document are fictitious. No actual patient information is shown.


Bayer, the Bayer Cross, MEDRAD MRXperion, Radimetrics and VirtualCare are trademarks owned by and/or registered to Bayer in the U.S. and/or other countries. Other trademarks and company names mentioned herein are properties of their respective owners and are used herein solely for informational purposes. No relationship or endorsement should be inferred or implied.

© 2019 Bayer. This material may not be reproduced, displayed, modified or distributed without the express prior written consent of Bayer.



Bayer Inc.
2920 Matheson Blvd East
Mississauga ON L4W 5R6
Phone : (800) 268-1432
Fax : (800) 567-1710
www.radiologysolutions.bayer.ca



 **Manufacturer**
Bayer Medical Care Inc.
1 Bayer Drive
Indianola, PA 15051-0780
U.S.A.
Phone: +1-412-767-2400
+1-800-633-7231
Fax: +1-412-676-4120